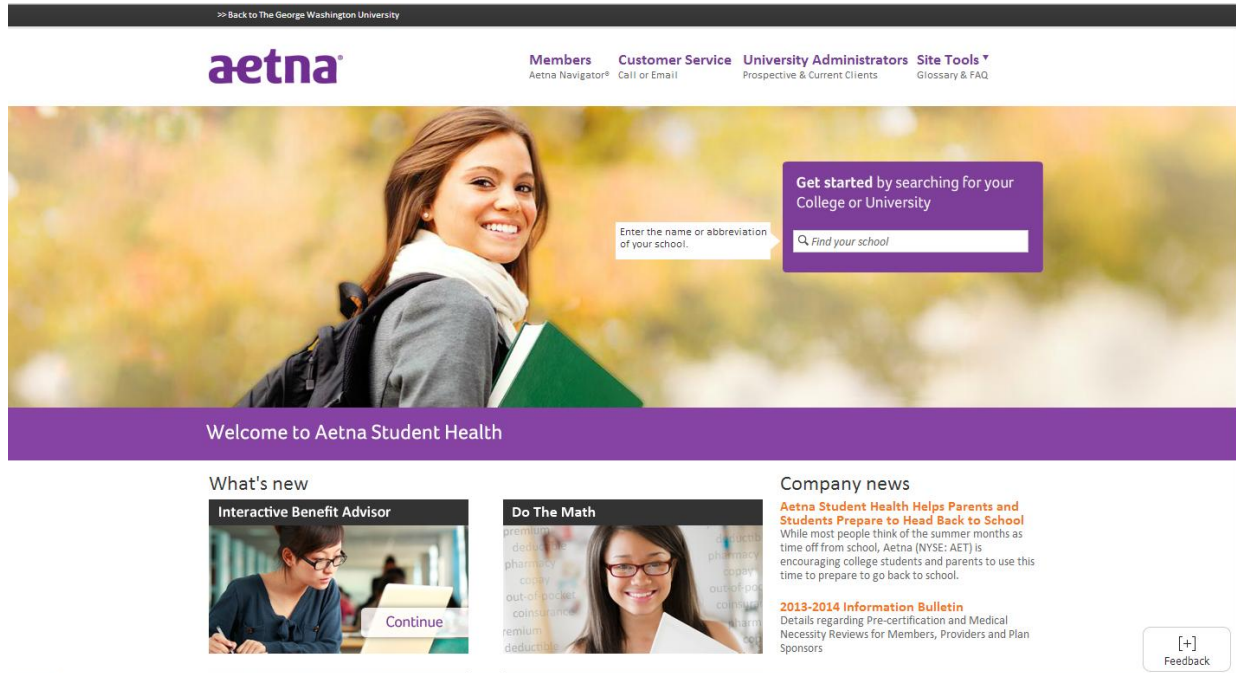


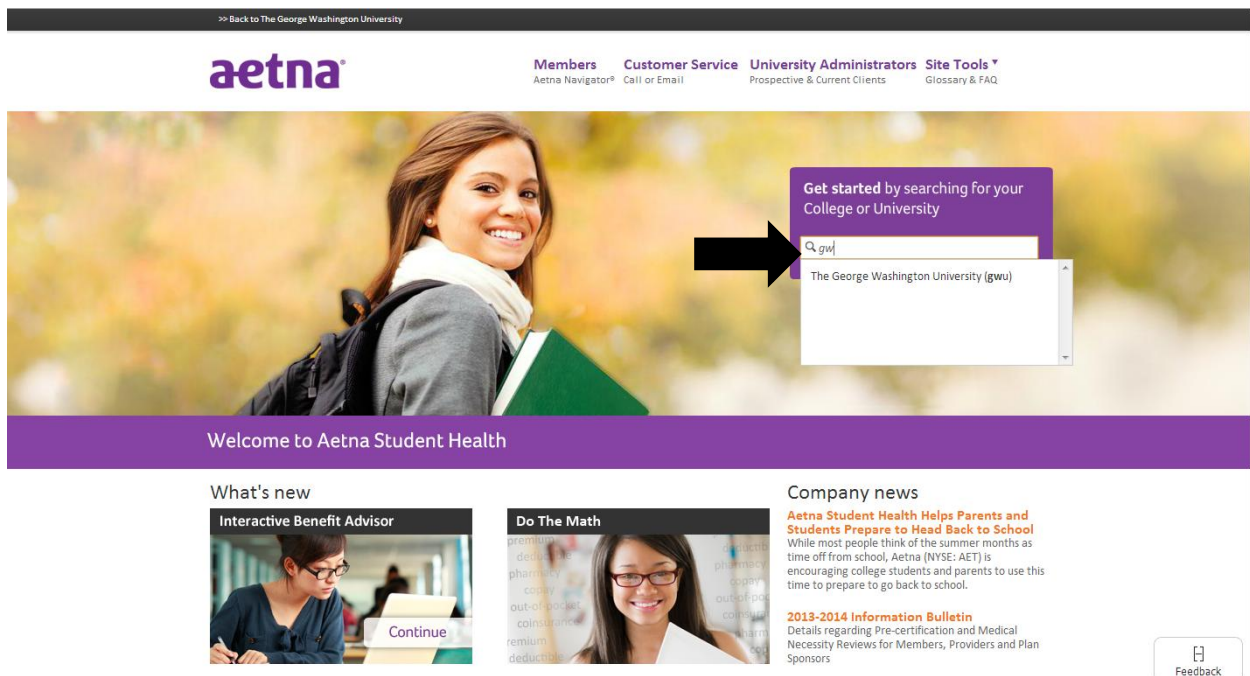
Steps to Print Your Insurance Card

INSURANCE CARDS WILL NOT BE MAILED OUT AUTOMATICALLY!
Please contact Aetna Customer Service, 1-800-213-0579, to request a physical card

1. Visit <https://www.aetnastudenthealth.com/>



2. In the purple box on the top right, "Get started by searching for your College or University, enter "GWU"



3. The website will now bring you to the official GW Aetna Insurance page.

The screenshot shows the Aetna website for The George Washington University student health insurance plan. At the top, there is a navigation bar with links for Members, Customer Service, University Administrators, and Site Tools. Below the navigation bar is a large banner image of a smiling woman. The main content area is titled "The George Washington University" and "Welcome to The George Washington University student health insurance plan website." It includes a sidebar with navigation links, a main text area with information about the plan, and a right-hand column with sections for "Enroll/Waive", "Waiver Provisions", and "Already a member?". A feedback button is located in the bottom right corner.

4. Scroll down to the “Already a member?” section, and select “Print Your ID Card” on the right.

This detailed screenshot focuses on the "Already a member?" section of the website. It shows the "Print your ID card" link highlighted with a black arrow. The section also includes links for "Members", "Member Log in", "Find a doctor, hospital or pharmacy", and "Find a doctor, hospital or pharmacy". The text in the section provides instructions on how to print the ID card and access personal claims status.

5. Enter your GWID WITH the “G,” followed by your Date of Birth.



Home > The George Washington University

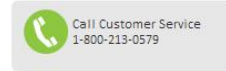
- Welcome
- For Members
- Print Your ID Card
- Get Answers with Aetna's Navigator
- Travel Assistance
- Keeping you Healthy Resources
- Prescriptions
- Find a Doctor
- Help & Forms



The George Washington University

Print Your ID Card

Please complete the fields below in the indicated format to access your Aetna insurance program identification card, which you may print. Please be sure that the identification number and date of birth you enter are the same as those on file with The George Washington University



1 STEP ONE

Enter your student ID number and date of birth. Then click VIEW CARD.

Print Your ID Card

Student ID: * *required

Date of Birth *

(MM) (DD) (YYYY)

[View Card](#)

The freely available Adobe Acrobat Reader is required to view and print PDF files.



6. Select “View Card,” and your Aetna Insurance Card will appear at the bottom of the page, then select “Print Card.”

2 STEP TWO

Select an ID card below.

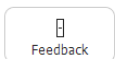
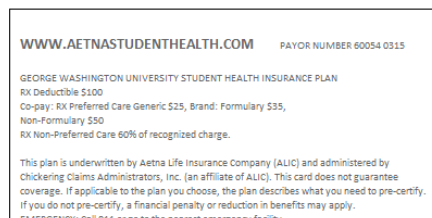

2013-2014

3 STEP THREE

Click PRINT ID CARD if you wish to print your ID card.



[Print Card](#)



Questions, please contact:

Camri Henderson, Insurance Coordinator

ship@gwu.edu

202-994-6827, option #3

Or

Aetna Student Health Insurance

1-800-213-0579